

Family Access Tutorial

A Guide for Parents

**Published by
Northwest Regional Data Center**

This document is printed in the United States of America. Information in this document is subject to change without notice. Registered trademarks for Skyward, Inc. are:

Skyward ®

PaC™; PaC School Management Systems™, PaC Student™; PaC Finance™; ERMA™; PaC Family Access™; PaC Educator Access™; PaC Educator GradeBook™; PaC Customer Access™; PaC Special Education™; PaC Food Service™

Table of Contents

| | |
|---|-----------|
| FAMILY AND STUDENT ACCESS OVERVIEW | 1 |
| BASIC INFORMATION | 3 |
| Login Screen/Information | 3 |
| Account Information | 5 |
| GENERAL INFORMATION..... | 7 |
| Calendar | 7 |
| Student Information | 9 |
| Grades/Gradebook | 11 |
| Message Center | 15 |
| Attendance | 17 |
| Schedule | 21 |
| Discipline | 23 |
| Test Scores | 25 |
| Food Service | 26 |
| Fee Management | 29 |
| Activities | 31 |
| Report Cards | 33 |
| Report Directory | 33 |
| Home Room | 35 |
| E-mail Notifications | 36 |
| Health Information | 37 |
| Login History | 41 |
| DISTRICT LINKS | 43 |



FAMILY AND STUDENT ACCESS OVERVIEW

Family Access is a Web module that allows family members to access student information over the Internet via a secured web connection in real-time. One of the great things about Family Access is that it's available from your home, office or anywhere you have access to the Internet.

This tutorial provides information guardians can use to better understand and navigate more effectively within Family Access. Depending on how school districts configure it, guardians will have access to a wide variety of student information such as attendance, discipline, health and vaccination information, student and family demographics, food service information, fines and fees, current grades, classroom assignments and classroom messages. Because schools differ from one another, just like children, not all Family Access features will be available at all schools.

Family Access makes attendance tracking and absence notifications easier for guardians. Guardians can view their student's attendance history in real-time, submit absence notifications to the school through Family Access and subscribe to receive real-time email notifications when their student is marked absent in a class.

Family Access allows guardians to become more involved in their student's education. Families can take an active role in assisting students and improving their educational experience. The technology raises awareness in the community of the school district's educational efforts by opening additional lines of communication between the guardians and the school.

Family Access can be a tool for guardians and schools to communicate with each other. Good school to guardian communication prevents surprises at parent/teacher conferences or when guardians are contacted by the school with student's attendance or discipline issues. School districts can provide teacher/staff email addresses via Family Access to further improve communication access and opportunities.

BASIC INFORMATION

Login Screen/Information

Figure 1: Family Access Login Screen



SKYWARD[®] FAMILY and STUDENT ACCESS[™]

Mastera School District

Login:

Password:

Login

[System Requirements - Screen Resolution / Web Browser](#)

Version: 03.06.06.02.02

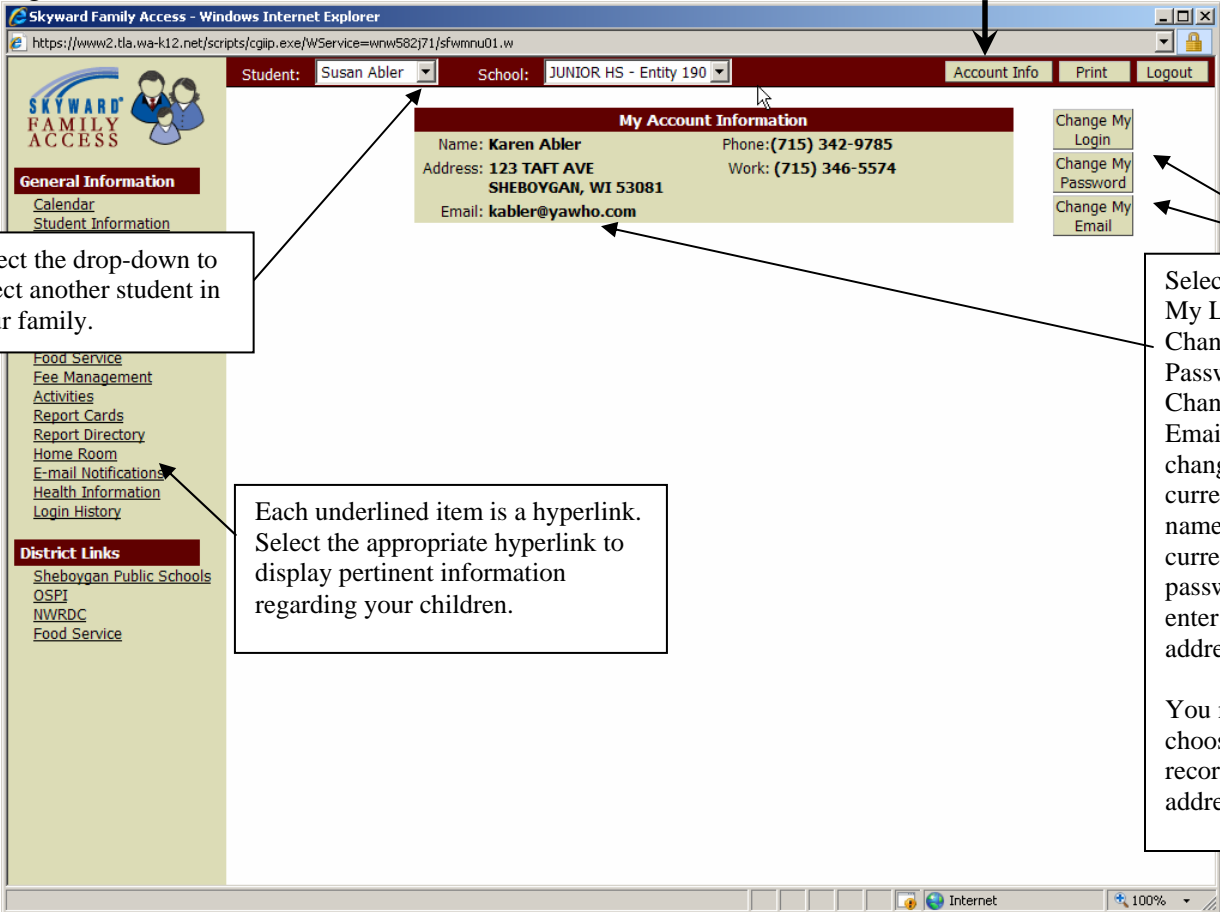
Enter the Login Name and Password supplied by your student's school and select the login button (If you have not received your information please contact your child's school). This single login and password will allow you to view information for each child for whom you are listed as a guardian.

About your login: The login supplied to you is comprised of the first five characters of your last name, the first three characters of your first name and a system generated three-digit-number. If your last name has less than five characters, then you will need to include the appropriate number of spaces to fill the void. For example: Last Name = DOE, First Name = JOHN, the login will be: DOE JOH006 note that there are two spaces between DOE and JOH to complete the entire name key. Logins and Passwords are **NOT** case sensitive in this system. When you log in for the first time, you will see your account information page (see Fig. 2). You have an opportunity to update the student information system with your email address. After entering your email address, make sure to input your current password (for validation purposes), and select the "Save" button. You may also choose to "Record no Address". If your school district allows, you may also be able to change your account password.

Important Note: Please use a **VALID** email address; teachers can use it within the system to communicate directly with guardians via email regarding their child.

Account Information

Figure 2: Account Info Screen.



The screenshot shows the Skyward Family Access interface in a Windows Internet Explorer browser window. The address bar shows the URL: <https://www2.tla.wa-k12.net/scripts/cgip.exe/WService=wnw582j71/sfwmn01.w>. The page title is "Skyward Family Access - Windows Internet Explorer".

At the top, there are two drop-down menus: "Student: Susan Abler" and "School: JUNIOR HS - Entity 190". To the right of these are three buttons: "Account Info", "Print", and "Logout".

The main content area is titled "My Account Information" and displays the following details for Karen Abler:

- Name: Karen Abler
- Phone: (715) 342-9785
- Address: 123 TAFT AVE, SHEBOYGAN, WI 53081
- Work: (715) 346-5574
- Email: kabler@yawho.com

To the right of this information are three buttons: "Change My Login", "Change My Password", and "Change My Email".

On the left side, there is a "General Information" menu with the following items: "Calendar" and "Student Information". Below this is a list of hyperlinks: "Food Service", "Fee Management", "Activities", "Report Cards", "Report Directory", "Home Room", "E-mail Notifications", "Health Information", and "Login History". At the bottom left is a "District Links" menu with: "Sheboygan Public Schools", "OSPJ", "NWRDC", and "Food Service".

Three callout boxes provide instructions:

- Box 1 (top left): "Select the drop-down to select another student in your family." (Points to the Student drop-down menu)
- Box 2 (middle left): "Each underlined item is a hyperlink. Select the appropriate hyperlink to display pertinent information regarding your children." (Points to the "E-mail Notifications" link)
- Box 3 (right): "Select Change My Login, Change My Password or Change My Email, to change your current login name, your current password or enter your email address. You may also choose to record no email address." (Points to the three buttons on the right)

On the general information menu (see Fig. 2), you will have hyperlinks to display the different types of information your school district has made available to you. These hyperlinks may include: Student Information (Demographics, Family, and Emergency Contacts), Grades or Gradebook, Message Center, Attendance, Schedule, Discipline, Food Service, Fee Management, Activities, Report Directory, Health Information and Login History. If you have multiple students, you can use the drop-down student selector to switch students. In addition, there are three buttons near the top right-hand side of every screen in Family Access. Select the "Account Info" button to return to this screen to view or make changes to your login, password, and email address or email notifications that you receive. In addition, select the "Print" button to print information from each screen you view. Family Access will automatically log you off after 5 - 10 minutes of inactivity or you may select the Logout button at any time to exit the system.

NOTE: Creating a password greater than 15 characters can cause system issues.

"Course Requests" and "Arena Scheduling" are two additional menus your student's school may make available to you. If activated they will allow you and/or your student to make online course requests and/or create class schedules for the current or future school years.

GENERAL INFORMATION

Calendar

Select the Calendar hyperlink on the general information menu if it is not displayed automatically to view calendar items that pertain to your student's school. It defaults to the current month and places a small square around the current date. Items that show are non-school days, end of term or semester days. If configured by your district, daily Absences or Tardies, Administrator or Teacher Messages, Gradebook Assignments and Activity Events will display. Hover the cursor over these items or click on them with your mouse to display details of each one. Use the Next Month and Previous Month buttons to scroll through the year (see Fig. 3).

Figure 3: Calendar.

The screenshot shows the Skyward Family Access interface for a student named Susan Abler at JUNIOR HS - Entity 190. The calendar for January 2008 is displayed, showing various events and statuses. Callouts provide the following information:

- General Information Menu:** An arrow points to the 'Calendar' link in the left-hand menu.
- Non-school days:** A callout points to January 1st (No School) and January 7th (No School), stating that items from the building calendar such as non-school days and start and end dates of terms and semesters are displayed.
- Absences/Tardies:** A callout points to January 2nd (Absent), stating that dates your student is marked absent or tardy are displayed.
- Class/Gradebook assignments and grade earned:** A callout points to January 11th (Final Exam MC-Mr. Day) and January 12th (AC-Girl's Varsity Bas), stating that class/gradebook assignments and grade earned are shown.
- Activity Events:** A callout points to January 10th (AC-Girl's Varsity Basketba) and January 17th, stating that activity leaders/coaches can place events on the calendar for items such as practice or game dates.
- Messages:** A callout points to January 18th and 19th, stating that teachers & administrators can create messages for a class or the entire building and post them on specific dates on the calendar.

At the bottom of the calendar, there are checkboxes for: Show Absences/Tardies, Show MC-Messages, Show Gradebook Assignments (Grade Earned), and Show AC-Activity Events.

Student Information

Select the Student Information hyperlink on the general information menu to see your student's demographic, family and emergency contact information (see Fig. 4-5).

Figure 4: Student Information.

Student: Susan Abler **School:** JUNIOR HS - Entity 190

General Information

- Calendar
- Student Information
- Gradebook
- Message Center
- Attendance
- Schedule
- Discipline
- Test Scores
- Food Service
- Fee Management
- Activities

Student Information | Student/Family Info | Bus Schedule

[Request Change\(s\) to my Child's Information](#)

Susan Abler

Address: 123 TAFT AVE SHEBOYGAN, WI 53081
 Mailing Address: PO BOX 1234 SHEBOYGAN, WI 53081

School Email:
 Home Email:
 Birthday: 08/12/1994 Age: 13 Gender: Female
 Grad. Year: 2012 (08) Language: ENGLISH Homeroom: 111 - Patricia Warren
 School: JUNIOR HS Locker: 036 Advisor: Lola Dutcher
 Status: Active - Full-time Combination: 1-11-52 Disc. Officer: Mark Martin

Family 1

| | | |
|-----------------------------|---|--|
| Karen Abler (MOTHER) | Address: 123 TAFT AVE SHEBOYGAN, WI 53081 | Mailing Ad: PO BOX SHEBOYGAN, WI 53081 |
| Phone: (715) 342-9785 | | |
| Work: (715) 346-5574 | | |
| Kyle Abler (FATHER) | | |
| Phone: (715) 342-9785 | | |
| Work: (715) 345-5855 | | |

Emergency Contacts

| Name | Primary | Second |
|--|-------------------------------|----------------------------------|
| Bea Abler (GRANDMOTHER) | (715) 342-5833 (Confidential) | |
| Ben Abler (GRANDFATHER) | (715) 342-5833 (Confidential) | |
| Norman Rockford (UNCLE) | (715) 341-2585 | |
| Comments: CAN ONLY BE REACHED AFTER 11 AM | | |
| Karen Abler (MOTHER) | (715) 342-9785 | (715) 346-5574 |
| | | Employer's Phone: (715) 347-9394 |
| Kyle Abler (FATHER) | (715) 342-9785 | (715) 345-5855 |

Callout 1: Please be aware that Emergency Contact information may be different for each of your students. Verify each child's information for accuracy by using the student drop-down.

Callout 2: If it's allowed by the school district and building your student attends, guardians can request changes to much of the demographic information on this screen.

Figure 5: Bus Schedule.

Student: Susan Abler **School:** JUNIOR HS - Entity 190

Student Information | Student/Family Info | **Bus Schedule**

Bus Details

AM Bus Number: 07 PM Bus Number: 07
 Pick Up Address: 123 TAFT AVE SHEBOYGAN, WI 53081
 Drop Off Address: 123 TAFT AVE SHEBOYGAN, WI 53081

Grades/Gradebook

Select the Grades/Gradebook hyperlink on the general information menu to see your student's Term or Semester grades, missing assignments and comments posted to your student's report card for the current school year (see Fig. 6-9).

Figure 6: Grades/Gradebook, view by Progress Report.

THIS IS A FREEFORM MESSAGE THAT CAN BE USED BY SCHOOL DISTRICTS TO DISPLAY A MESSAGE ON THE GRADING SCREEN OF FAMILY ACCESS FOR PARENTAL VIEWING.

Classes for: **Term 4/Semester 2 (03/09/07-08/24/07)**

| Period | Class | Description | Term | Teacher | T1 | T2 | S1 | T3 | T4 | S2 |
|--------|-----------|----------------------|------|-----------|--------------------|-------------------|-------------------|--------------------|-------------------|-------------------|
| 1 | ALGEB1/01 | ALGEBRA 1 | YR | L Day | A | B+ | A- | B+ | | |
| 2 | ART1/01 | ART | T4 | Dutcher | | | | | | |
| 3 | AMHIST/01 | AMERICAN HISTORY - P | | Warren | A- | B | B | B- | B | B |
| 4 | ENGL07/01 | ENGLISH | | MacDonald | A | A | A- | B | | |
| 5 | BIOLOG/01 | BIOLOGY | | Manley | B+ | B | B+ | A- | | |
| 6 | BND100/01 | BAND | | Martin | A | A | A | A | | |
| 7 | PE07/01 | PE | | Loftus | | | | B- | | |

Figure 7: Grades/Gradebook, view by Term/Semester Grade hyperlink, Assignment details.

AMHIST/01 AMERICAN HISTORY - P Warren - There are 3 Missing assignments in TERM 4 - T4 for this class

| Assign Category | Date Due | Description | Points Earned | Points Possible | Percent Earned | Grade | Spec. Code | Missing | No Count |
|--|----------|--|---------------|-----------------|----------------|-------|------------|---------------|----------|
| Grade for TERM 4 - T4 03/09/07 - 08/24/07 | | | 308.28 | 360.00 | 85.63 | B | | | |
| Homework | | | 30.00 | 60.00 | 50.00 | F | | | |
| HMWK | 03/12/07 | Reading chptr 17 pgs 350-363 | 10.00 | 20.00 | 50.00 | F | | | |
| HMWK | 03/14/07 | Reading chptr 17 pgs 364-376 | 0.00 | 20.00 | 0.00 | F | NTI | ✓ | |
| Comments: Not turn in, cannot make-up. | | | | | | | | | |
| HMWK | 04/09/07 | Reading chptr 18 pgs 420-435 | 20.00 | 20.00 | 100.00 | A | | NOT TURNED IN | |
| HMWK | 04/11/07 | Reading chptr 18 pgs 436-452 | * | 20.00 | | | | ✓ | |
| Participation | | | 95.00 | 100.00 | 95.00 | A- | | | |
| PAR | | | | | | | | | |
| PAR | | | | | | | | | |
| PAR | | | | | | | | | |
| PAR | | | | | | | | | |
| Quizzes | | | | | | | | | |
| QUIZ | | | | | | | | | |
| QUIZ | | | | | | | | | |

Detail term and grade information are displayed near the top of the screen.

Detail of each assignment is displayed: assign category, date due, description, points earned, points possible, percent earned, grade, special code, missing and no count.

Assignments marked with an asterisk are un-graded at this time and do not factor into the grade that is currently being calculated for the course.

The "missing" and "no count" columns may have check marks associated to them:
 A "missing" check mark means the assignment is missing and most likely not turned in.
 A "no count" check mark means any points earned or points possible are not factored into the grade that is currently being calculated for the course.

Select the assignment description hyperlink to see the details of the assignment and a class score summary.

Select the view grade marks hyperlink to see the grading scale used for this class.

Hover the cursor over spec code to see the description. (Example above NTI = Not Turned In).

Figure 8: Grades/Gradebook, view by Missing Assignments.

Student: Susan Abler | School: JUNIOR HS - Entity 190

Gradebook | Progress Report | **Missing Assignments** | Comments

| Term | Date Due | Class | Teacher | Assignment | Category | Max Score | Score | Percent | Grade |
|------|--------------|-----------|-----------|------------------------------|----------|-----------|-------|---------|-------|
| T4 | 04/12/07 Thu | AMHIST/01 | P. Warren | Discuss chptr 18 pgs 436-452 | PAR | 50.00 | | | |
| T4 | 04/11/07 Wed | AMHIST/01 | P. Warren | Reading chptr 18 pgs 436-452 | HMWK | 20.00 | | | |
| T4 | 03/14/07 Wed | AMHIST/01 | P. Warren | Reading chptr 17 pgs 364-376 | HMWK | 20.00 | 0.00 | 0.00% | F |

Special Code: NTI = NOT TURNED IN
Comment: Not turn in, cannot make-up.

View missing assignments for all of your student's classes from current or previous terms/semesters.

Figure 9: Grades/Gradebook, view by Comments.

Student: Susan Abler | School: JUNIOR HS - Entity 190

Gradebook | Progress Report | Missing Assignments | **Comments**

| Class | Description | Comment |
|--|-----------------------|--------------------------------|
| Grade Comments for Term 3 (12/26/2006 - 03/08/2007) | | |
| ALGEB1/01 | ALGEBRA 1 | Pleasure to have in class |
| ALGEB1/01 | ALGEBRA 1 | Good classroom participation |
| AMHIST/01 | AMERICAN HISTORY | Needs to accept responsibility |
| ENGL07/01 | ENGLISH 7 | Pleasure to have in class |
| BIOLOG/01 | BIOLOGY | Good classroom participation |
| BIOLOG/01 | BIOLOGY | Shows interest & pride in work |
| BND100/01 | BEGINNING BAND | Good classroom participation |
| PE07/01 | PHYSICAL EDUCATION | Pleasure to have in class |
| PE07/01 | PHYSICAL EDUCATION | Shows interest & pride in work |
| PHOT1/01 | BEGINNING PHOTOGRAPHY | Shows interest & pride in work |
| PHOT1/01 | BEGINNING PHOTOGRAPHY | Helps others when possible |
| PHOT1/01 | BEGINNING PHOTOGRAPHY | Pleasure to have in class |
| Grade Comments for Term 2 (11/09/2006 - 12/25/2006) | | |
| ALGEB1/01 | ALGEBRA 1 | Good recovery from last term! |
| ALGEB1/01 | ALGEBRA 1 | Pleasure to have in class |
| AMHIST/01 | AMERICAN HISTORY | Pleasure to have in class |
| AMHIST/01 | AMERICAN HISTORY | Good classroom participation |
| ENGL07/01 | ENGLISH 7 | Shows interest & pride in work |
| ENGL07/01 | ENGLISH 7 | Pleasure to have in class |
| ENGL07/01 | ENGLISH 7 | Good classroom participation |
| BIOLOG/01 | BIOLOGY | Pleasure to have in class |

View report card comments for each of your student's classes from current or previous terms/semesters.

Message Center

Select the Message Center hyperlink on the general information menu to see class messages posted by your student's teachers. You may display current messages or expired (see Fig. 10-11). Teachers determine if guardians will be able to reply to a message or if they will allow them to reply via email. If a teacher's name is a hyperlink it is linked to their email address so you can easily send a quick email back to that individual if you need to.

Figure 10: Message Center, view by Current.

The screenshot shows the Skyward Family Access interface in Microsoft Internet Explorer. The browser address bar shows <https://www2.tla.wa-k12.net>. The page title is "Skyward Family Access - Microsoft Internet Explorer". The user is logged in as "Susan Ablor" at "JUNIOR HS - Entity 190".

The "Message Center" is set to "Current". The "Teacher Messages" table is as follows:

| Date | Class | Description | Summary | Posted By | Total Responses | Expiration Date |
|---|-----------|------------------|---------------------------|------------------------------|-----------------|-----------------|
| 07/13/2007 | ART1/01 | BEGINNING ART | Materials for this course | Lola Dutcher | | 08/24/2007 |
| Message: Dear parents, Please be advise your student is coming home with a class materials list. One thing not includ they'll need occasionally is a digital camera. If you have one at home and can make it availabl great. thanks, Lola | | | | | | |
| 07/12/2007 | AMHIST/01 | AMERICAN HISTORY | Family Access | Patricia Warren | | |
| Message: Welcome parents and students to the new Family Access tool. Administrators and teachers are excited to be trying this new communications tool during terr find it useful and rewarding. If you have any questions or issues logging into the system please contact our school registra If you have any questions at all regarding your student's grade please don't hesitate to contac call. Ms. Warren View Responses (1 Unread) | | | | | | |

Callout boxes provide the following information:

- View details of current class messages for each of your student's classes.
- This example allows guardians to post a reply to the teacher via family access.
- Select the view responses hyperlink to read responses from the teacher or to add a response for the teacher.

Figure 11: Message Center, view By Expired.

The screenshot shows the Skyward Family Access interface in Microsoft Internet Explorer. The browser address bar shows <https://www2.tla.wa-k12.net>. The page title is "Skyward Family Access - Microsoft Internet Explorer". The user is logged in as "Susan Ablor" at "JUNIOR HS - Entity 190".

The "Message Center" is set to "Expired". The "Teacher Messages" table is as follows:

| Date | Class | Description | Summary | Posted By | Total Responses | Expiration Date |
|---|-----------|------------------|----------|---|-----------------|-----------------|
| 07/12/2007 | AMHIST/01 | AMERICAN HISTORY | Mid-term | Patricia Warren (from 07/06/2007 - 07/09/2007) | | 07/09/2007 |
| Message: Dear parents and students this is the mid way point of our 4th term. All assignment scores have been updated through today and your grade is current and up-to-date. If the term were to end today, that is the grade you should expect on your report card. | | | | | | |

Callout box provides the following information:

- View details of expired class messages for each of your student's classes.
- This example allows guardians to reply to the teacher via email but not to post a reply to the message.

Attendance

Select the Attendance hyperlink on the general information menu to see your student's attendance record for the current school year. Selecting the tabs will change the display from "Calendar" view to "By Day" or "Totals" (see Fig. 12-15). In calendar view if your student has an absence or tardy record, it will be hyperlinked on the date and color coded for easy cross reference. Selecting on the hyperlinked date will result in a separate pop-up window that displays the period by period breakdown along with absence type and reason.

Figure 12: Attendance, view By Calendar.

Student: Susan Ablor | School: JUNIOR HS - Entity 190

Attendance | **Calendar** | By Day | Term Totals | Absence Notifications

Legend: ■ - Tardy ■ - Excused ■ - UnExcused ■ - Other

Click on any blue underlined date to see period by period attendance for that day.

| July 2007 | | | | | | | June 2007 | | | | | | | May 2007 | | | | | | |
|-----------|-----|-----|-----|-----|-----|-----|-----------|-----|-----|-----|-----|-----|-----|----------|-----|-----|-----|-----|-----|-----|
| Sun | Mon | Tue | Wed | Thu | Fri | Sat | Sun | Mon | Tue | Wed | Thu | Fri | Sat | Sun | Mon | Tue | Wed | Thu | Fri | Sat |
| 1 | 2 | 3 | 4 | 5 | 6 | 7 | 8 | 9 | 10 | 11 | 12 | 13 | 14 | 15 | 16 | 17 | 18 | 19 | 20 | 21 |
| 22 | 23 | 24 | 25 | 26 | 27 | 28 | 29 | 30 | 31 | | | | | | | | | | | |

| April 2007 | | | | | | |
|------------|-----|-----|-----|-----|-----|-----|
| Sun | Mon | Tue | Wed | Thu | Fri | Sat |
| 1 | 2 | 3 | 4 | 5 | 6 | 7 |
| 8 | 9 | 10 | 11 | 12 | 13 | 14 |
| 15 | 16 | 17 | 18 | 19 | 20 | 21 |
| 22 | 23 | 24 | 25 | 26 | 27 | 28 |
| 29 | 30 | | | | | |

| Attendance Details | |
|--------------------|--------------------|
| Date | Parent Notified |
| 04/16/07 | yes |
| Period | Type - Reason |
| 01 | EXCUSED - VACATION |
| 02 | EXCUSED - VACATION |
| 03 | EXCUSED - VACATION |
| 04 | EXCUSED - VACATION |
| 05 | EXCUSED - VACATION |
| 06 | EXCUSED - VACATION |
| 07 | EXCUSED - VACATION |

Figure 13: Attendance, view By Day.

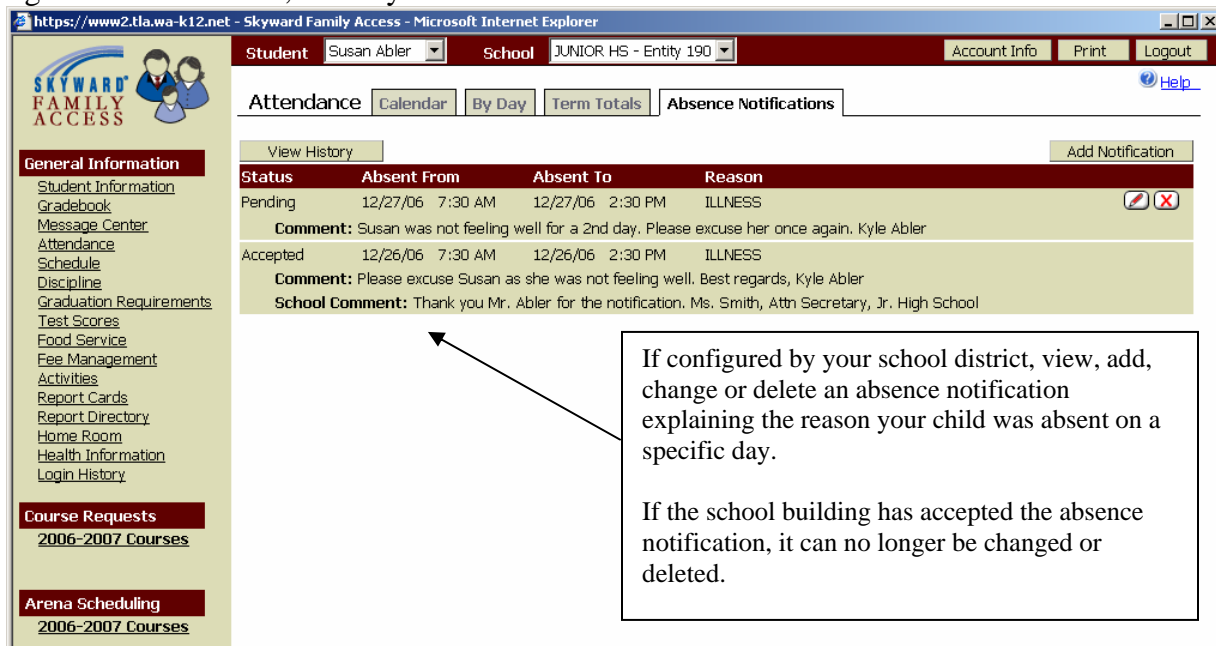
| Date | Parent Notified | 01 | 02 | 03 | 04 | 05 | 06 | 07 |
|----------|-----------------|-----|------|------|------|------|------|------|
| 04/20/07 | Fri | Yes | E-VA | E-VA | E-VA | E-VA | E-VA | E-VA |
| 04/19/07 | Thur | Yes | E-VA | E-VA | E-VA | E-VA | E-VA | E-VA |
| 04/18/07 | Wed | Yes | E-VA | E-VA | E-VA | E-VA | E-VA | E-VA |
| 04/17/07 | Tue | Yes | E-VA | E-VA | E-VA | E-VA | E-VA | E-VA |
| 04/16/07 | Mon | Yes | E-VA | E-VA | E-VA | E-VA | E-VA | E-VA |
| 12/27/06 | Wed | Yes | W- | W- | W- | W- | W- | W- |
| 12/26/06 | Tue | Yes | E-IL | E-IL | E-IL | E-IL | E-IL | E-IL |
| 11/22/06 | Wed | Yes | | | W- | W- | W- | W- |
| 10/25/06 | Wed | Yes | E-IL | E-IL | E-IL | E-IL | E-IL | E-IL |
| 09/15/06 | Fri | Yes | U- | U- | U- | U- | U- | U- |

| Absence Codes | | Absence Reasons | |
|---------------|-----------------|-----------------|------------|
| A | WEB ABSENCE | DO | DR APPT |
| E | EXCUSED | FT | FIELD TRIP |
| I | IN SCHOOL SUSP | FU | FUNERAL |
| L | WEB TARDY | IL | ILLNESS |
| O | OUT SCHOOL SUSP | SK | SKIPPING |
| T | TARDY | SU | SUSPENSION |
| U | UNEXCUSED | VA | VACATION |
| W | WEB ABSENCE | | |
| X | EXPULSION | | |

Figure 14: Attendance, view by Term Totals.

| Totals for Term | Date Range | Excused Days | Excused Periods | UnExcused Days | UnExcused Periods | Tardy Periods | Other Days | Other Periods | Totals Days | Totals Periods |
|-----------------|---------------------|--------------|-----------------|----------------|-------------------|---------------|------------|---------------|-------------|----------------|
| 1 | 08/25/06 - 11/08/06 | 1.0 | 7.0 | 1.0 | 7.0 | | | | 2.0 | 14.0 |
| 2 | 11/09/06 - 12/25/06 | | | 1.0 | 4.0 | | | | 1.0 | 4.0 |
| 3 | 12/26/06 - 03/08/07 | 1.0 | 7.0 | 1.0 | 7.0 | | | | 2.0 | 14.0 |
| 4 | 03/09/07 - 08/24/07 | 5.0 | 35.0 | | | | | | 5.0 | 35.0 |

Figure 15: Attendance, view by Absence Notifications.



The screenshot shows the Skyward Family Access interface in Microsoft Internet Explorer. The browser address bar displays "https://www2.tla.wa-k12.net - Skyward Family Access - Microsoft Internet Explorer". The page header includes the student name "Susan Abler" and school "JUNIOR HS - Entity 190". Navigation tabs include "Attendance", "Calendar", "By Day", "Term Totals", and "Absence Notifications". A left sidebar contains a "General Information" menu with links for Student Information, Gradebook, Message Center, Attendance, Schedule, Discipline, Graduation Requirements, Test Scores, Food Service, Fee Management, Activities, Report Cards, Report Directory, Home Room, Health Information, and Login History. Below this are "Course Requests" and "Arena Scheduling" sections.

The main content area shows a table of absence notifications. The table has columns for Status, Absent From, Absent To, and Reason. Two notifications are listed: one pending and one accepted. The pending notification is for 12/27/06 from 7:30 AM to 2:30 PM, with the reason "ILLNESS" and a comment: "Susan was not feeling well for a 2nd day. Please excuse her once again. Kyle Abler". The accepted notification is for 12/26/06 from 7:30 AM to 2:30 PM, with the reason "ILLNESS" and a comment: "Please excuse Susan as she was not feeling well. Best regards, Kyle Abler". A school comment below the accepted notification reads: "Thank you Mr. Abler for the notification. Ms. Smith, Attn Secretary, Jr. High School".

An "Add Notification" button is located at the top right of the table. A callout box with an arrow pointing to the table contains the following text:

If configured by your school district, view, add, change or delete an absence notification explaining the reason your child was absent on a specific day.

If the school building has accepted the absence notification, it can no longer be changed or deleted.

Schedule

Select the Schedule hyperlink on the general information menu to see your student's class schedule for the current term (see Fig. 16-17). The Current Year tab allows you to view your student's class schedule for the entire school year.

Figure 16: Schedule, view by Current Term.

Student: Susan Ablar | School: JUNIOR HS - Entity 190

Schedule: **Current Term** | Current Year - All Terms | Next Year - All Terms

| Period | Class | Description | Term | Time | Days | Teacher | Room | Credits |
|--------|-----------|---------------|------|-----------------|-------|-------------|------|---------|
| 1 | ALGEB1/01 | ALGEBRA 1 | YR | 07:30am-08:20am | MTWRF | L Day | | 1.000 |
| 2 | ART1 /01 | BEG ART | T4 | 08:25am-09:15am | MTWRF | L Dutcher | | 0.250 |
| 3 | AMHIST/01 | AMERICAN HIST | YR | 09:20am-10:10am | MTWRF | P Warren | | 1.000 |
| 4 | ENGL07/01 | ENGLISH 7 | YR | 10:15am-11:05am | MTWRF | E MacDonald | | 1.000 |
| 5 | BIOLOG/01 | BIOLOGY | YR | 11:45am-12:35pm | MTWRF | C Manley | | 1.000 |
| 6 | BND100/01 | BEG BAND | YR | 12:40pm-01:30pm | MTWRF | M Martin | | 1.000 |
| 7 | PE07 /01 | PHY ED | S2 | 01:35pm-02:25pm | MTWRF | W Loftus | | 1.000 |

View your student's schedule for the current term.

Figure 17: Schedule, view by Current Term.

Student: Susan Ablar | School: JUNIOR HS - Entity 190

Schedule: **Current Term** | **Current Year - All Terms** | Next Year - All Terms

| Period | Term 1 | Term 2 | Term 3 | Term 4 |
|-----------------------------|---|---|--|--|
| Period 0 | | | | |
| Period 1 07:30am-08:20am | ALGEBRA 1 L Day (ALGEB1/01) MTWRF 1.000 credits | ALGEBRA 1 L Day (ALGEB1/01) MTWRF 1.000 credits | ALGEBRA 1 L Day (ALGEB1/01) MTWRF 1.000 credits | ALGEBRA 1 L Day (ALGEB1/01) MTWRF 1.000 credits |
| Period 2 08:25am-09:15am | BEG COMPUTERS A Obtuse (COMP /01) MTWRF 0.250 credits | COMPUTER PROG 1 A Obtuse (COMP1 /01) MTWRF 0.250 credits | BEG PHOT L Du... (PHOT...) MTWRF 0... | |
| Period 3 09:20am-10:10am | AMERICAN HIST P Warren (AMHIST/01) MTWRF 1.000 credits | AMERICAN HIST P Warren (AMHIST/01) MTWRF 1.000 credits | AMERIC... P Ws... (AMHIS...) MTWRF 1... | |
| Period 4 10:15am-11:05am | ENGLISH 7 E MacDonald (ENGL07/01) MTWRF 1.000 credits | ENGLISH 7 E MacDonald (ENGL07/01) MTWRF 1.000 credits | ENGL... E Mac... (ENGL07/01) MTWRF 1.000 credits | (ENGL07/01) MTWRF 1.000 credits |
| Period 5 11:45am-12:35pm | BIOLOGY C Manley (BIOLOG/01) MTWRF 1.000 credits | BIOLOGY C Manley (BIOLOG/01) MTWRF 1.000 credits | BIOLOGY C Manley (BIOLOG/01) MTWRF 1.000 credits | BIOLOGY C Manley (BIOLOG/01) MTWRF 1.000 credits |
| Period 6 12:40pm-01:30pm | BEG BAND M Martin (BND100/01) MTWRF 1.000 credits | BEG BAND M Martin (BND100/01) MTWRF 1.000 credits | BEG BAND M Martin (BND100/01) MTWRF 1.000 credits | BEG BAND M Martin (BND100/01) MTWRF 1.000 credits |
| Period 7 01:35pm-02:25pm | HEALTH 1 W Loftus (HLTH 1/01) MTWRF 0.500 credits | HEALTH 1 W Loftus (HLTH 1/01) MTWRF 0.500 credits | PHY ED W Loftus (PE07 /01) MTWRF 0.500 credits | PHY ED W Loftus (PE07 /01) MTWRF 0.500 credits |

View your student's schedule for all terms during the current school year.

If your student's school has the schedule created for the next school year, it may be possible to view that information.

Discipline

Select the Discipline hyperlink on the general information menu to see your student's discipline referrals/offenses for the current school year (see Fig. 18-19).

Figure 18: Discipline, Offense Information.

Click on an underlined Offense to see more details about that Offense, including any Actions Taken

| Date | Time | Offense | Location | School | Parent Notified | Discipline Officer | Actions Taken |
|----------|----------|-------------------------------------|----------|-----------|-----------------|--------------------------|---------------|
| 09/18/06 | 09:25 AM | DISRUPTIVE IN CLASS | CLASS | JUNIOR HS | No | P Warren | 1 |

Comments: Susan was chewing gum against class rules. When she was asked to place it in the trash, she made a scene.

Figure 19: Discipline, Actions Taken Information.

Offense

Offense: **DIS - DISRUPTIVE IN CLASS**
 Parent Notified: **No**
 Date: **09/18/2006 Mon** Time: **12:32 PM**
 Location: **CLASSROOM** School: **JUNIOR HS**
 Officer: **Patricia Warren** Data Entered: **07/09/2007 - 3:35 PM**
 Comment: **Susan was chewing gum against class rules. When she was asked to place it in the trash she made a scene.**

| Action | Date | Parent Notified | Officer | Suspension Type | Time Required | Time Served | Status |
|-----------------|--------------------------------|-----------------|-----------------------------|-----------------|---------------|-------------|--------|
| Lunch Detention | 09/20/2006 Wed | No | Martin Mark | None | .5 Hours | .5 Hours | Served |

Action Details for Lunch Detention

| Date | Time | Location | Parent Notified | Officer | Time Req |
|----------|----------|----------|-----------------|-----------------------------|----------|
| 09/20/06 | 11:37 PM | OFFICE | No | Martin Mark | .5 Hours |

Test Scores

Select the Test Scores hyperlink on the general information menu to see your student's standardized test score information (see Fig. 20).

Figure 20: Test Score, view by Account Information.

The screenshot shows the Skyward Family Access web application. The browser address bar displays <https://www2.tla.wa-k12.net>. The page title is "Skyward Family Access - Microsoft Internet Explorer". The header includes a navigation bar with "Student" (Susan Abler), "School" (JUNIOR HS - Entity 190), and buttons for "Account Info", "Print", and "Logout".

The main content area is titled "Test Scores" and contains a table with the following columns: Test Date, Entity, Test, Edition, Level, Form, and Test Name. The first row shows a test on 03/15/2003 for Entity 190, Test IT03, Edition IT03, with the Test Name "GRADE 3, SPRING ITBS". A "Hide Scores" link is present next to the Test Date.

Below the table, there is a section titled "Scores for GRADE 3, SPRING ITBS Section: SCR - SCORES". This section contains a table with 17 rows of scores. A callout box points to the "Hide Scores" link and contains the following text:

View your student's test score information.
Select the show/hide scores hyperlink to view additional details about the test.

The table of scores is as follows:

| Rows | SCR |
|----------------------|-----|
| (1) VOCABULARY | 99 |
| (2) COMPREHENSION | 74 |
| (3) TOTAL READING | 94 |
| (4) MATH CON/EST | 98 |
| (5) MATH PS/DI | 99 |
| (6) COMPUTATION | 98 |
| (7) TOTAL MATH | 99 |
| (8) R/M COMP SCORE | 97 |
| (9) TOT LANG ART | 87 |
| (10) CORE TOTAL | 97 |
| (11) SOC STUDIES OPT | |
| (12) SCIENCE OPT | |
| (13) TOT SOURCE INFO | |
| (14) | |
| (15) | |
| (16) TOTAL | |
| (17) NO OF QUESTIONS | |

Below this section, there are two more rows in the main table:

| Test Date | Entity | Test | Edition | Level | Form | Test Name |
|------------|--------|------|---------|-------|------|------------------------------|
| 05/01/2007 | 190 | W07M | W07M | 07 | | GR 07 WASL MATHEMATICS |
| 05/01/2007 | 190 | W07R | W07R | 07 | | GR 07 WASL READ WRITE LISTEN |

Food Service

Select the Food Service hyperlink on the general information menu to see your student's food service information for the current school year (see Fig. 21-24).

Figure 21: Food service, view by Account Information.

Account Information for Susan Abler

| Lunch Type: Norm. Full Cost | |
|-----------------------------|---------|
| Prior Year Balance: | \$5.83 |
| + YTD Payments: | \$50.00 |
| - YTD Purchases: | \$27.05 |
| = Current Balance: | \$28.78 |

Additional account details: Last Payment: \$0.00, Last Check: (blank), Last Payment Date: 07/11/2007.

View your student's food service account information.

Figure 22: Food service, view by Payments for <Student FN>.

Payments made by Susan Abler for Susan Abler

| Pay Date | Check # | Payment |
|----------|---------|---------|
| 12/26/06 | 2108 | \$35.00 |
| 09/05/06 | 2075 | \$15.00 |

View your student's food service payment information.

Figure 23: Food service, view by All Payments.

Student: Susan Abler School: JUNIOR HS - Entity 190

Food Service Account Information Payments for Susan All Payments Purchases

All Payments made by Payor Susan Abler

| Pay Date | Check # | Payment | Payment For |
|----------|---------|---------|-------------|
| 12/26/06 | 2108 | \$35.00 | Susan Abler |
| 09/05/06 | 2075 | \$15.00 | Susan Abler |

View your student's food service payment history for the current school year.

Figure 24: Food service, view by Purchases.

Student: Susan Abler School: JUNIOR HS - Entity 190

Food Service Account Information Payments for Susan All Payments Purchases

Previous Items Bought during the week of: 05/28/2007 Next

| Item | Price | Quantity | Total |
|-----------------------------|--------|----------|---------------|
| Monday - 05/28/07 | | | |
| Tuesday - 05/29/07 | | | |
| Yogurt | \$0.50 | 1 | \$0.50 |
| Milk | \$0.35 | 1 | \$0.35 |
| Hot Pocket | \$1.00 | 1 | \$1.00 |
| Candy Bar | \$1.00 | 1 | \$1.00 |
| French Fries | \$1.00 | 1 | \$1.00 |
| | | | \$3.85 |
| Wednesday - 05/30/07 | | | |
| Milk | \$0.35 | 1 | \$0.35 |
| Fruit Bowls | \$1.50 | 1 | \$1.50 |
| | | | \$1.85 |
| Thursday - 05/31/07 | | | |
| Breakfast | \$2.25 | 1 | \$2.25 |
| Breakfast | \$2.25 | 2 | \$4.50 |
| Juice | \$1.00 | 3 | \$3.00 |
| | | | \$9.75 |
| Friday - 06/01/07 | | | |
| Bagel | \$0.35 | 1 | \$0.35 |
| Juice | \$1.00 | 1 | \$1.00 |
| Hot Pocket | \$1.00 | 1 | \$1.00 |
| French Fries | \$1.00 | 4 | \$4.00 |
| Hot Dog | \$1.00 | 3 | \$3.00 |
| | | | \$9.35 |
| Saturday - 06/02/07 | | | |
| Sunday - 06/03/07 | | | |

View all of your student's food service purchases during a one week timeframe.

Select the previous and next buttons to change which week you're viewing.

Fee Management

Select the Fee Management hyperlink on the general information menu to see your student's current and past due fines, fees and payments excluding lunchroom payments (see Fig. 25-26).

Figure 25: Fee Management, view by Fee Activity.

Balance Due: \$8.50

| Date | Billing Description | Charges | Paid | UnPaid | Class |
|--------------|--|----------------|---------------|---------------|-------|
| 01/04/07 | LOST BOOK,HTML for Dummies | \$12.43 | \$6.43 | \$6.00 | |
| 02/01/07 | ATHLETIC FEE, Varsity Girls Basketball | \$2.50 | \$2.50 | \$0.00 | |
| 03/01/07 | ATHLETIC FEE, Varsity Girls Track | \$2.50 | \$0.00 | \$2.50 | |
| TOTAL | | \$17.43 | \$8.93 | \$8.50 | |

View your student's fee management information for the current school year.

Figure 26: Fee Management, view by All Payments.

| Payor Name | Charges | Payments | Other Credits | Unpaid Balance |
|--|---------|----------|---------------|----------------|
| Susan Abler Hide Payments\Fees | \$30.43 | \$10.50 | | \$19.93 |

All Fees for Payor Susan Abler

| Customer | Date | Billing Description | Charges | Paid | UnPaid | Class |
|-------------|----------|-------------------------------|---------|--------|---------|-------|
| Susan Abler | 12/27/07 | Book Fees/Fines, Little Women | \$12.43 | \$5.00 | \$7.43 | |
| Susan Abler | 10/01/07 | Girl's Varsity Soccer | \$5.50 | \$5.50 | | |
| Susan Abler | 01/01/08 | Girl's Varsity Basketball | \$12.50 | | \$12.50 | |

Payments by Susan Abler

| Date | Description | Payment | Check Nbr | Receipt Nbr |
|----------|---------------|---------|-----------|-------------|
| 09/15/07 | Check Payment | \$5.50 | 2155 | 1013 |
| 01/04/08 | Cash Payment | \$5.00 | 0 | 1014 |

Select the show/hide Payments/Fees hyperlink to view your student's payment history for the current school year.

Activities

Select the Activities hyperlink on the general information menu to see your student's activities (see Fig. 27-28). The Current Year tab allows you to view your student's activities for the entire school year.

Figure 27: Activities, view by Current Year.

The screenshot shows the Skyward Family Access interface. At the top, the student is identified as Susan Ablor from JUNIOR HS - Entity 190. The 'Activities' section is active, showing a table of current year activities. A callout box points to the 'Current Year' tab and the table, stating: 'View your student's activities for the current year. Select the show/hide events/awards hyperlink to view awards earned by your student. In addition if the leader is creating calendar events, they will be displayed.'

| Description | Start Date | End Date | Type | Activity Leader |
|---|------------|----------|----------|---|
| Girl's Varsity Socc Show Awards | 08/24/07 | 11/15/07 | Athletic | Lola Dutcher Assistant 1: Mark Martin |
| Girl's Varsity Baske Show Events/Awards | 12/21/07 | 02/15/08 | Athletic | Patricia Warren Assistant 1: Rosemary Nelson |

Figure 28: Activities, view by Show/Hide Awards hyperlink, Awards details.

The screenshot shows the 'Show Awards' details for Girl's Varsity Basketball. A callout box points to the 'Show Awards' hyperlink in the table, stating: 'View awards earned by your student. If your student was involved in activities during a previous school year, you will be able to view that information.'

| Events for Girl's Varsity Basketball | | | | |
|---|--------------------|------------|----------|---------|
| Date | Time | Summary | Location | Contact |
| 01/10/2008 | Thu 4:00 - 6:00 pm | Game | | |
| Description: Game with/Arlington. Leave school at 2:00 | | | | |
| 01/12/2008 | Sat 9:00 - 4:30 pm | Tournament | | |
| Description: Tournament @ Blaine leave School gym at 6:00 AM | | | | |

| Awards for Girl's Varsity Basketball | |
|--------------------------------------|---------------|
| Award Description | Award Comment |
| Certificate of Participator | |

Report Cards

This feature is not currently available in the State of Washington.

Report Directory

Select the Report Directory hyperlink on the general information menu to view reports that contain information regarding your student (see Fig. 29-30).

Figure 29: Report Directory.

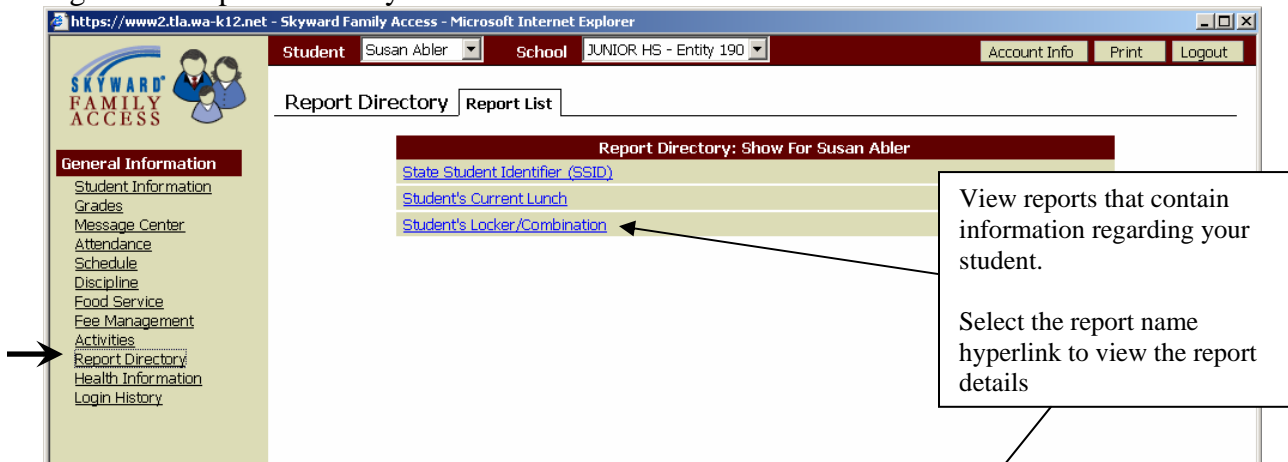
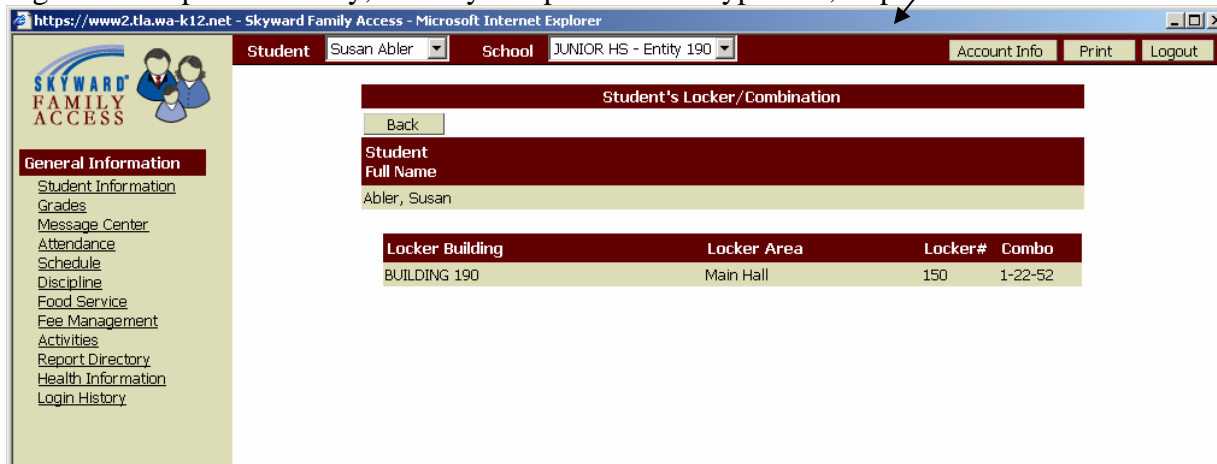


Figure 30: Report Directory, view by <Report Name> hyperlink, Report details.

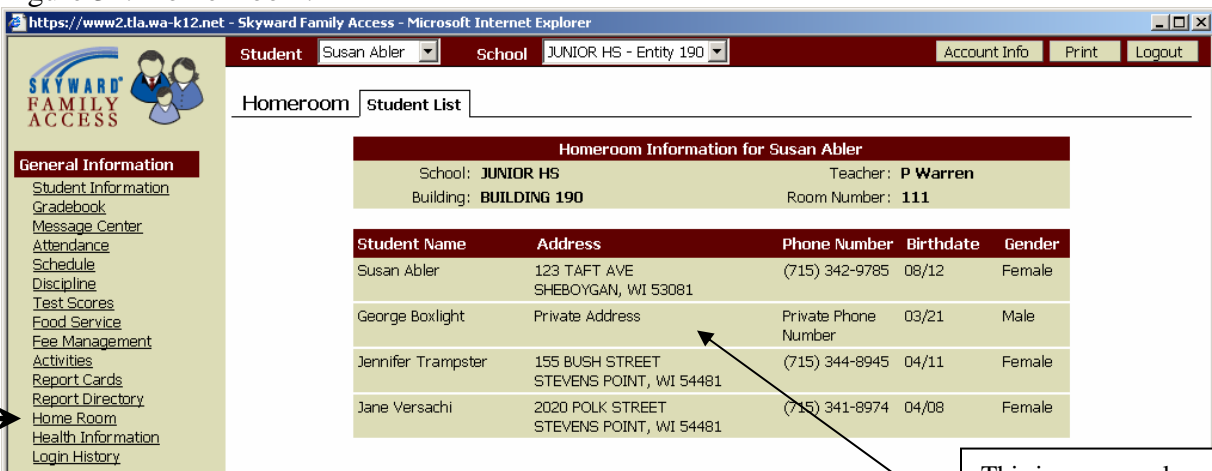


Home Room

Select the Home Room hyperlink on the general information menu to see information including addresses and phone numbers for all students in your student’s homeroom (see Fig. 31).

NOTE: Northwest Regional Data Center (NWRDC) recommends school districts use caution if initializing this access. To do so may infringe on a family’s right to privacy. Should a school district decide to make this information available, marking a family phone number as “confidential” and home address as “do not distribute” will maintain “some” privacy of the family’s personal information. Please discuss this feature of Family Access with appropriate school district personnel.

Figure 31: Home Room.



The screenshot shows the Skyward Family Access interface. At the top, there are dropdown menus for 'Student' (Susan Abler) and 'School' (JUNIOR HS - Entity 190), along with 'Account Info', 'Print', and 'Logout' buttons. The main content area is titled 'Homeroom' and 'Student List'. Below this, there is a section for 'Homeroom Information for Susan Abler' with details for School (JUNIOR HS), Building (BUILDING 190), Teacher (P Warren), and Room Number (111). A table lists the students in the homeroom:

| Student Name | Address | Phone Number | Birthdate | Gender |
|--------------------|---|----------------------|-----------|--------|
| Susan Abler | 123 TAFT AVE SHEBOYGAN, WI 53081 | (715) 342-9785 | 08/12 | Female |
| George Boxlight | Private Address | Private Phone Number | 03/21 | Male |
| Jennifer Trampster | 155 BUSH STREET STEVENS POINT, WI 54481 | (715) 344-8945 | 04/11 | Female |
| Jane Versachi | 2020 POLK STREET STEVENS POINT, WI 54481 | (715) 341-8974 | 04/08 | Female |

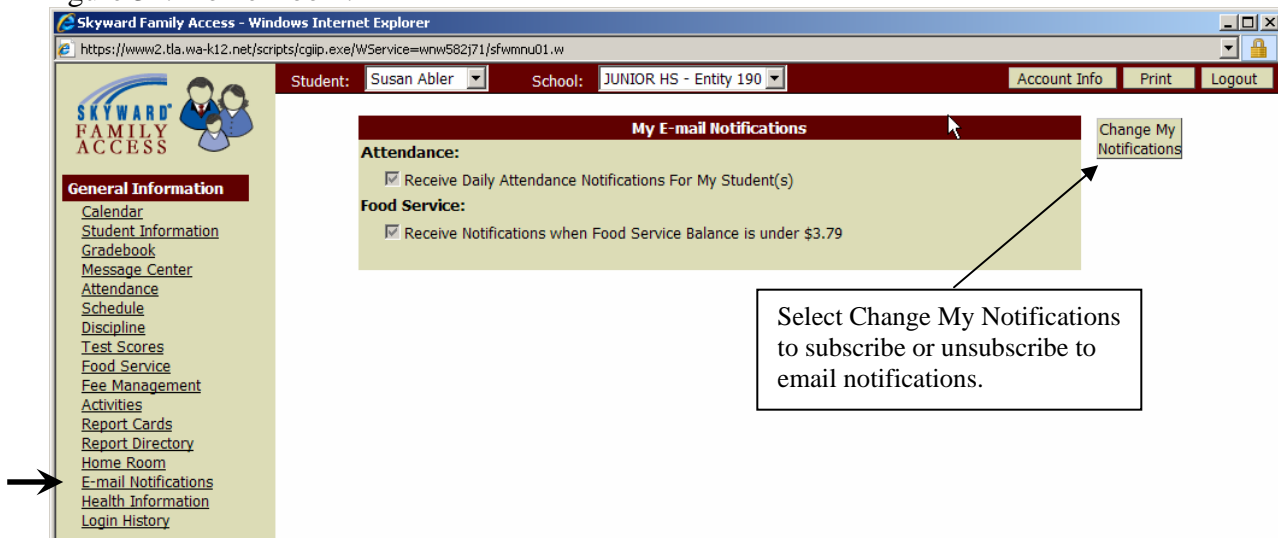
An arrow points from the 'Home Room' link in the left-hand navigation menu to the 'Student List' section. A callout box with an arrow pointing to the 'Private Address' and 'Private Phone Number' entries in the table contains the text: 'This is an example of a district being able to better secure a family’s personal information.'

E-mail Notifications

Select the E-mail Notifications hyperlink on the general information menu to subscribe to Daily Attendance notifications or Food Service Balance notifications for your student. These options are building specific and may not be available at every school building in the district.

The attendance notification is a scheduled task that is sent typically at 4:00 PM each day. It is only sent if your student has been marked absent or tardy in one or more class. The food service balance notification is also sent at 4:00 PM and is triggered when the student's food service account balance is below a pre-set amount. The pre-set dollar amount is set by the district (see Fig. 32).

Figure 32: Home Room.



The screenshot shows the Skyward Family Access interface in a Windows Internet Explorer browser. The page title is "Skyward Family Access - Windows Internet Explorer" and the URL is "https://www2.tla.wa-k12.net/scripts/cgip.exe/WService=wnw582j71/sfwmnu01.w". The user is logged in as "Susan Abler" from "JUNIOR HS - Entity 190". The main content area is titled "My E-mail Notifications" and contains two sections: "Attendance:" with a checked checkbox for "Receive Daily Attendance Notifications For My Student(s)" and "Food Service:" with a checked checkbox for "Receive Notifications when Food Service Balance is under \$3.79". A "Change My Notifications" button is located to the right of these options. A callout box with an arrow pointing to the button contains the text: "Select Change My Notifications to subscribe or unsubscribe to email notifications." The left sidebar shows a "General Information" menu with "E-mail Notifications" highlighted by an arrow.

Health Information

Select the Health Information hyperlink on the general information menu to see information kept regarding your student’s vaccinations, childhood illnesses, health tests and health conditions (see Fig. 33-37).

NOTE: Northwest Regional Data Center (NWRDC) recommends school districts use caution when initializing this access. It may infringe on a family’s right to privacy. The four examples listed below are the more common ones recommended. Please discuss this feature of Family Access with appropriate school district personnel.

Figure 33: Health Information, view by Condition.

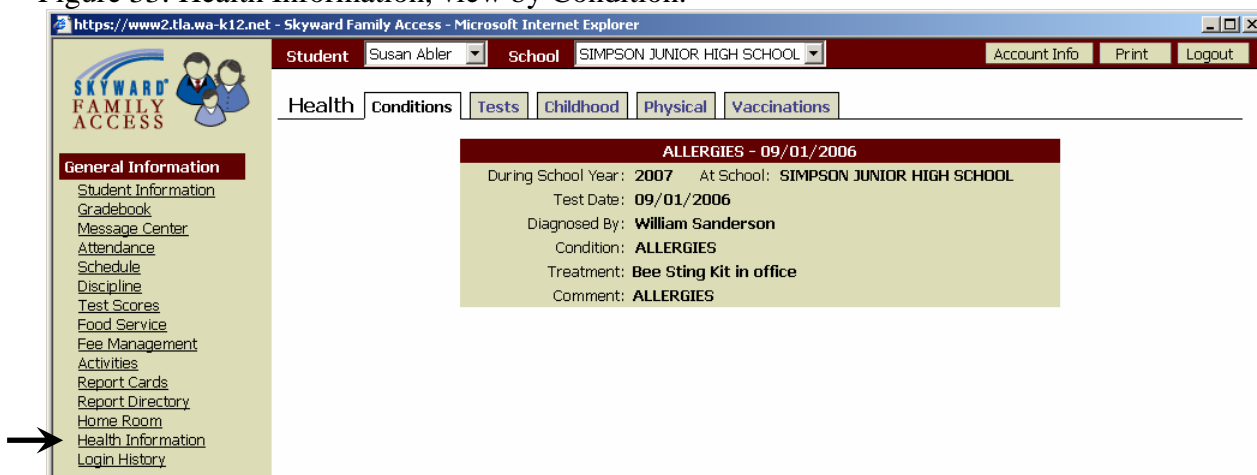


Figure 34: Health Information, view by Tests.



https://www2.tla.wa-k12.net - Skyward Family Access - Microsoft Internet Explorer

Student: Susan Abler School: SIMPSON JUNIOR HIGH SCHOOL Account Info Print Logout

Health **Conditions** Tests Childhood Physical Vaccinations

General Information
[Student Information](#)
[Gradebook](#)
[Message Center](#)
[Attendance](#)
[Schedule](#)
[Discipline](#)
[Test Scores](#)
[Food Service](#)
[Fee Management](#)
[Activities](#)
[Report Cards](#)
[Report Directory](#)
[Home Room](#)
[Health Information](#)
[Login History](#)

Course Requests
[2006-2007 Courses](#)

Arena Scheduling
[2006-2007 Courses](#)

Hearing Test - 12/12/2006
 During School Year: 2007 At School: SIMPSON JUNIOR HIGH SCHOOL
 Exam Date: 12/12/2006
 Tested By:
 Left Ear Ind % Loss: 000 Group % Loss: 000
 Right Ear Ind % Loss: 000 Group % Loss: 000
 Overall Left Ear: PASS Overall Right Ear: PASS
 Combined Results:
 Diagnosis: NORMAL AS VIEWED
 Comment: ANNUAL HEARING TEST

Scoliosis Test - 10/01/2006
 During School Year: 2007 At School: SIMPSON JUNIOR HIGH SCHOOL
 Test Date: 10/01/2006
 Tested By:
 Test Result: CURVATURE
 Diagnosis: REFERRAL
 Treatment: N/A
 Comment: ANNUAL SCOLIOSIS TEST

No Information available for Health Tests.

Vision Test - 12/12/2006
 During School Year: 2007 At School: SIMPSON JUNIOR HIGH SCHOOL
 Exam Date: 12/12/2006
 Tested By:
 Right Eye Uncorrected: 020/020.00 Corrected: 020/000.00
 Left Eye Uncorrected: 020/020.00 Corrected: 020/000.00
 Fitting Date: N/A
 Lens Desc: N/A
 Overall: PASS

Figure 35: Health Information, view by Childhood.



https://www2.tla.wa-k12.net - Skyward Family Access - Microsoft Internet Explorer

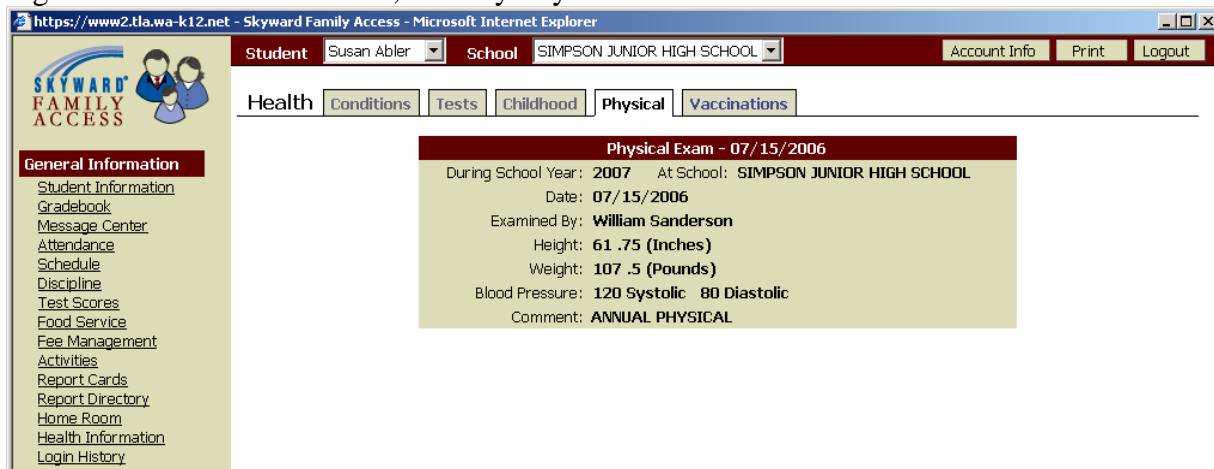
Student: Susan Abler School: SIMPSON JUNIOR HIGH SCHOOL Account Info Print Logout

Health **Conditions** Tests **Childhood** Physical Vaccinations

General Information
[Student Information](#)
[Gradebook](#)
[Message Center](#)
[Attendance](#)
[Schedule](#)
[Discipline](#)
[Test Scores](#)
[Food Service](#)
[Fee Management](#)
[Activities](#)
[Report Cards](#)
[Report Directory](#)
[Home Room](#)
[Health Information](#)
[Login History](#)

CHICKEN POX - 02/27/2000
 During School Year: 2007 At School: ELEMENTARY MAG
 Date: 02/27/2000
 Diagnosed By: William Sanderson
 Childhood Illness: CHICKEN POX
 Age Diagnosed: 7

Figure 36: Health Information, view by Physical.



https://www2.tla.wa-k12.net - Skyward Family Access - Microsoft Internet Explorer

Student: Susan Ablor School: SIMPSON JUNIOR HIGH SCHOOL Account Info Print Logout

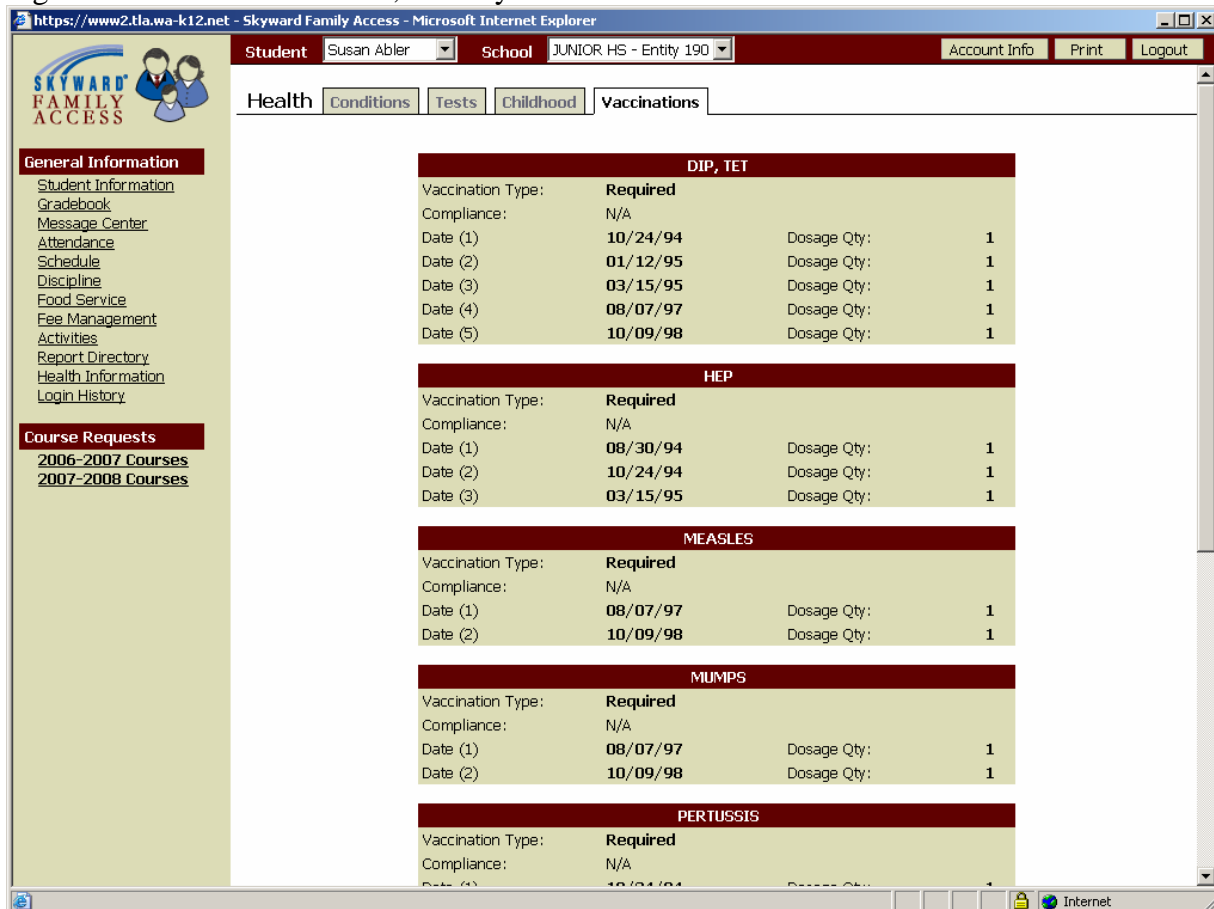
Health Conditions Tests Childhood Physical Vaccinations

Physical Exam - 07/15/2006

During School Year: 2007 At School: SIMPSON JUNIOR HIGH SCHOOL
 Date: 07/15/2006
 Examined By: William Sanderson
 Height: 61.75 (Inches)
 Weight: 107.5 (Pounds)
 Blood Pressure: 120 Systolic 80 Diastolic
 Comment: ANNUAL PHYSICAL

General Information
[Student Information](#)
[Gradebook](#)
[Message Center](#)
[Attendance](#)
[Schedule](#)
[Discipline](#)
[Test Scores](#)
[Food Service](#)
[Fee Management](#)
[Activities](#)
[Report Cards](#)
[Report Directory](#)
[Home Room](#)
[Health Information](#)
[Login History](#)

Figure 37: Health Information, view by Vaccinations.



https://www2.tla.wa-k12.net - Skyward Family Access - Microsoft Internet Explorer

Student: Susan Ablor School: JUNIOR HS - Entity 190 Account Info Print Logout

Health Conditions Tests Childhood Vaccinations

DIP, TET

| | | | |
|-------------------|----------|-------------|---|
| Vaccination Type: | Required | | |
| Compliance: | N/A | | |
| Date (1) | 10/24/94 | Dosage Qty: | 1 |
| Date (2) | 01/12/95 | Dosage Qty: | 1 |
| Date (3) | 03/15/95 | Dosage Qty: | 1 |
| Date (4) | 08/07/97 | Dosage Qty: | 1 |
| Date (5) | 10/09/98 | Dosage Qty: | 1 |

HEP

| | | | |
|-------------------|----------|-------------|---|
| Vaccination Type: | Required | | |
| Compliance: | N/A | | |
| Date (1) | 08/30/94 | Dosage Qty: | 1 |
| Date (2) | 10/24/94 | Dosage Qty: | 1 |
| Date (3) | 03/15/95 | Dosage Qty: | 1 |

MEASLES

| | | | |
|-------------------|----------|-------------|---|
| Vaccination Type: | Required | | |
| Compliance: | N/A | | |
| Date (1) | 08/07/97 | Dosage Qty: | 1 |
| Date (2) | 10/09/98 | Dosage Qty: | 1 |

MUMPS

| | | | |
|-------------------|----------|-------------|---|
| Vaccination Type: | Required | | |
| Compliance: | N/A | | |
| Date (1) | 08/07/97 | Dosage Qty: | 1 |
| Date (2) | 10/09/98 | Dosage Qty: | 1 |

PERTUSSIS

| | | | |
|-------------------|----------|-------------|---|
| Vaccination Type: | Required | | |
| Compliance: | N/A | | |
| Date (1) | 10/24/94 | Dosage Qty: | 1 |

General Information
[Student Information](#)
[Gradebook](#)
[Message Center](#)
[Attendance](#)
[Schedule](#)
[Discipline](#)
[Food Service](#)
[Fee Management](#)
[Activities](#)
[Report Directory](#)
[Health Information](#)
[Login History](#)

Course Requests
[2006-2007 Courses](#)
[2007-2008 Courses](#)

Login History

Select the Login History hyperlink on the general information menu to see information regarding your login history/usage of Family Access. It will allow you to view historically the date, time and IP Address of your login. In addition you can view the specific areas of the system and for what student you inquired upon (see Fig. 38-39).

Figure 38: Login History.

View your login history.
Select the show/hide details hyperlink to view details of the login date.

| Date | Time | IP Address | |
|----------|--------------|-----------------|------------------------------|
| 12/26/06 | Tue 09:34 AM | 192.206.201.215 | Show Details |
| 12/26/06 | Tue 09:15 AM | 192.206.201.215 | Show Details |
| 12/26/06 | Tue 08:57 AM | 192.206.201.215 | |
| 12/26/06 | Tue 08:44 AM | 192.206.201.215 | Show Details |
| 12/20/06 | Wed 03:22 PM | 192.206.201.215 | |
| 12/18/06 | Mon 01:05 PM | 192.206.201.215 | Show Details |
| 12/18/06 | Mon 12:55 PM | 192.206.201.215 | Show Details |

Figure 39: Login History, view by show/hide details hyperlink, history details.

| Date | Time | IP Address | | | | | | | | | | | | | | | | |
|--|--------------|----------------------|------------------------------|-------------|---------|--------|--------------|-------------|----------------------|------------|-------------|----------------------|------------|-------------|----------------------|------------|-------------|----------------------|
| 12/26/06 | Tue 09:34 AM | 192.206.201.215 | Hide Details | | | | | | | | | | | | | | | |
| Detail for Login: 12/26/06 09:34 AM | | | | | | | | | | | | | | | | | | |
| <table border="1"> <thead> <tr> <th>Info Viewed</th> <th>Student</th> <th>School</th> </tr> </thead> <tbody> <tr> <td>Food Service</td> <td>Susan Abler</td> <td>JUNIOR HS - Entity 1</td> </tr> <tr> <td>Activities</td> <td>Susan Abler</td> <td>JUNIOR HS - Entity 1</td> </tr> <tr> <td>Activities</td> <td>Susan Abler</td> <td>JUNIOR HS - Entity 1</td> </tr> <tr> <td>Activities</td> <td>Susan Abler</td> <td>JUNIOR HS - Entity 1</td> </tr> </tbody> </table> | | | | Info Viewed | Student | School | Food Service | Susan Abler | JUNIOR HS - Entity 1 | Activities | Susan Abler | JUNIOR HS - Entity 1 | Activities | Susan Abler | JUNIOR HS - Entity 1 | Activities | Susan Abler | JUNIOR HS - Entity 1 |
| Info Viewed | Student | School | | | | | | | | | | | | | | | | |
| Food Service | Susan Abler | JUNIOR HS - Entity 1 | | | | | | | | | | | | | | | | |
| Activities | Susan Abler | JUNIOR HS - Entity 1 | | | | | | | | | | | | | | | | |
| Activities | Susan Abler | JUNIOR HS - Entity 1 | | | | | | | | | | | | | | | | |
| Activities | Susan Abler | JUNIOR HS - Entity 1 | | | | | | | | | | | | | | | | |
| 12/26/06 | Tue 09:15 AM | 192.206.201.215 | Show Details | | | | | | | | | | | | | | | |
| 12/26/06 | Tue 08:57 AM | 192.206.201.215 | | | | | | | | | | | | | | | | |
| 12/26/06 | Tue 08:44 AM | 192.206.201.215 | Show Details | | | | | | | | | | | | | | | |
| 12/20/06 | Wed 03:22 PM | 192.206.201.215 | | | | | | | | | | | | | | | | |
| 12/18/06 | Mon 01:05 PM | 192.206.201.215 | Show Details | | | | | | | | | | | | | | | |
| 12/18/06 | Mon 12:55 PM | 192.206.201.215 | Show Details | | | | | | | | | | | | | | | |



DISTRICT LINKS

School districts can place hyperlinks to resource-related Web sites in Family Access. The school district may make a link available to guardians and students of the entire district or each building can have their own unique links available to access.

These links could be for information related to educational sites that help your child learn and grow. They could be to Government sites designed to assist Bilingual or non-English speaking families. Other possibilities could be health related or simply the school district's own web site.